



Now what?

Capacity Building Once Joint Degree Agreements Are in Place

Kate Szur, Senior Director, Student Academic Success Programs
Natasha Graf, Associate Director, Transfer Programs

Overview

- A. The CUNY Justice Academy and John Jay College
- A. Creating Buy-in, Policies and Infrastructure
- A. Phases of Supporting Students in the CUNY Justice Academy
 - i. Engagement Support
 - ii. Transition Support
 - iii. Supporting Transfer Success
- B. Resources

John Jay College in Numbers

JJC Enrollment Characteristics:

- Undergraduate students: 13,000 (Graduate students: 2,000)
- Student body: 47% Hispanic, 20% White, 17% Black, 10% Asian
- 47% first-generation students
- Nearly 400 Veterans enrolled

Transfer Student Enrollment: 2016-2017

- About 60% of newly enrolled students are transfer students
- About 40% of new transfer students enrolled each semester transition through CUNY Justice Academy

Articulation Agreements: 45 total

- 21 agreements are with CUNY community colleges
- 24 non-CUNY community colleges

CUNY Justice Academy

Dual degree partnership with six CUNY community colleges

- BMCC, LGCC, QCC, KCC, HOSTOS and BCC

CJA enrollment at John Jay College 2009-2015

Fall Cohort	Cohort
Fall 2009	1
Fall 2010	23
Fall 2011	116
Fall 2012	264
Fall 2013	368
Fall 2014	422
Fall 2015	551
Total	1745

Benefits for Students:

- Students “transition” not “transfer”
- Have guaranteed admission to John Jay College
- Avoid application fees and seat deposit
- All 60 credits transfer and start at John Jay as a junior

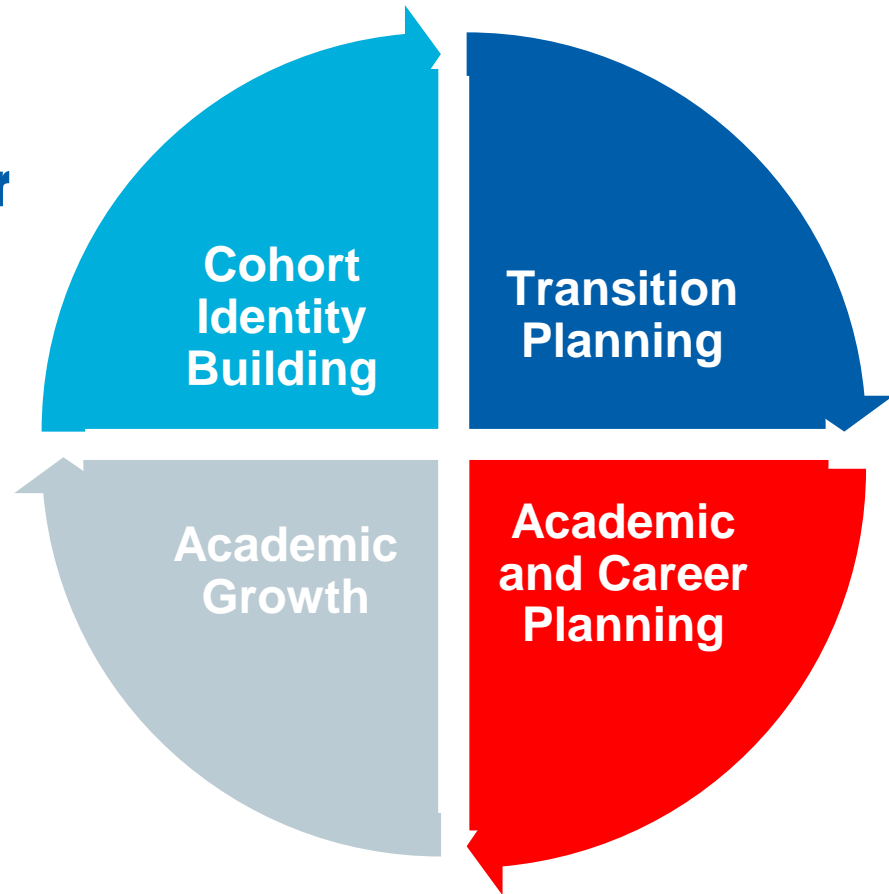
Creating Buy-in, Policies and Infrastructure

1. Get your data
2. Find your allies
3. Connect to institutional planning
4. Align and coordinate
5. Focus on students!

Phases of Supporting CJA Students

Going beyond the year of transfer

- Engagement support
- Transition support
- Transfer student support



Engagement: Creating Identity

1. Targeted communication

- Welcome Letters
- Newsletters
- Invitations to confirm transition



2. Coordinated engagement visits

- Connect with students at all 6 campuses every semester
- Invite to events at John Jay: campus tours, career events, and a Meet and Greet (for students who plan to attend next semester)

Growth in Engagement

Campus	FA15	SP16	FA16	SP17	FA17	SP18
BCC campus visit	10	35	41	67	68	36
BMCC campus visit	41	27	60	44	188	82
Hostos campus visit	8	26	24	27	20	44
LGCC campus visit	13	22	115	94	86	61
KCC campus visit	13	27	15	29	30	64
QCC campus visit	15	22	40	36	44	78
John Jay events (campus tours, career panels, etc.)	12	58	10	11	10	19
CJA Meet & Greet at JJC	110	167	152	238	162	254
Total # students engaged	222	384	457	546	608	638

Coordinated Transition Support

1. Created CJA Resources website:
<http://resources.jjay.cuny.edu/cja/index.php>
2. Information sharing with community college partners
3. Created “seamless” transition process
 - Identify students ready to transition
 - Collect students information through web link
4. Collaborate with other JJC offices to prioritize CJA students
 - Faster credit evaluations
 - Reserved seats in CRJ major courses
5. Early Academic Support
 - [Transfer Seminars](#)
 - CJA Meet and Greet

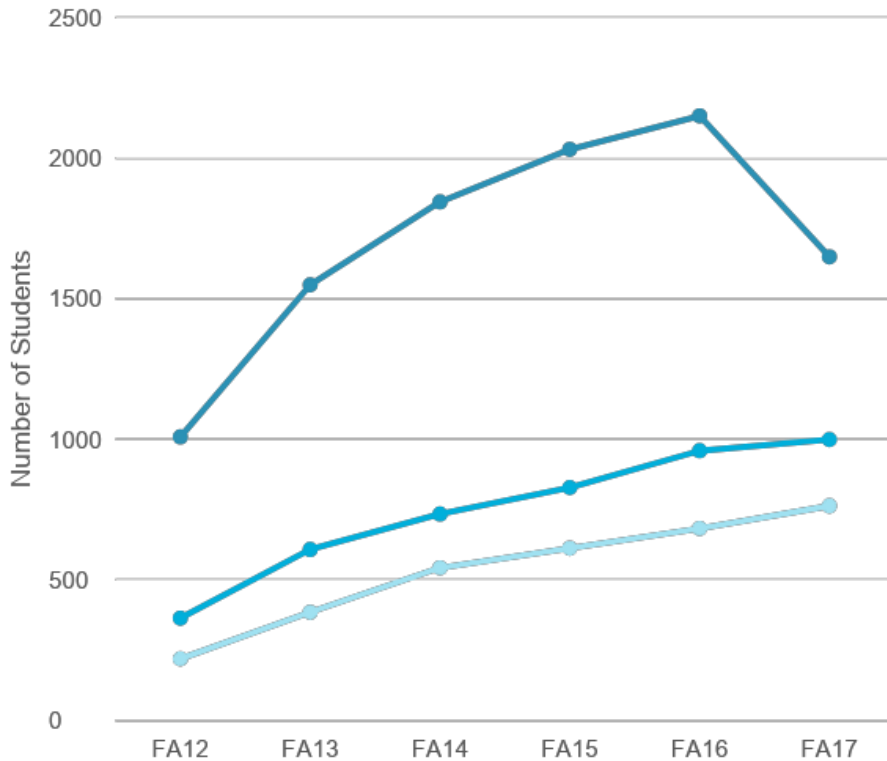
Troubleshooting Transition

- Tips to plan ahead
- Resolving transition issues

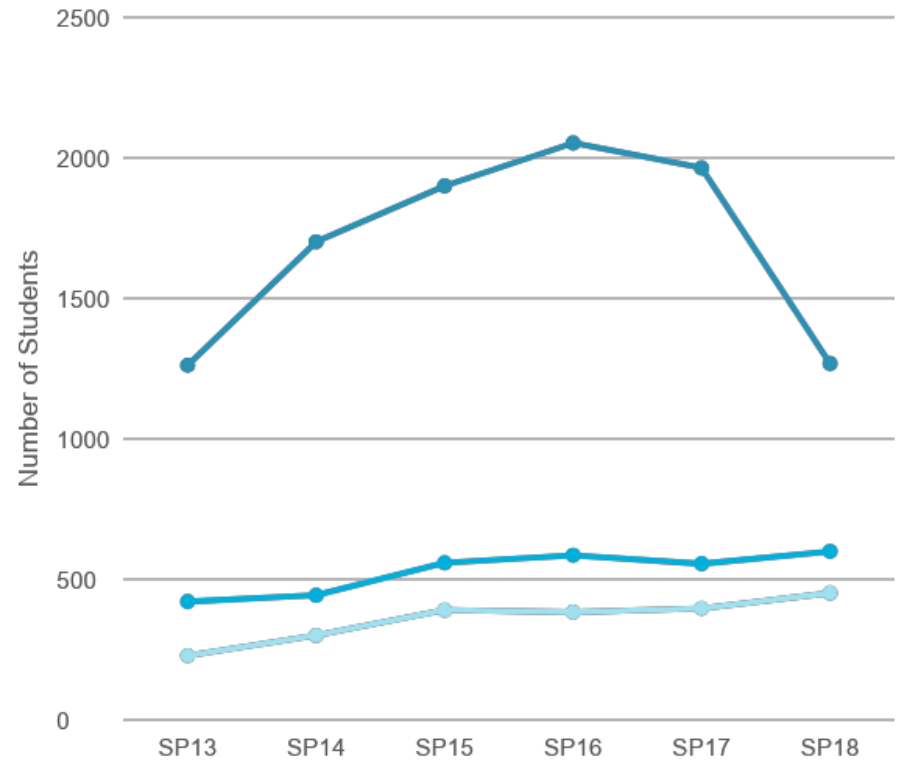


The Impact of a Coordinated Transition Process

CJA Enrollment Summary (FA12- FA17)



CJA Enrollment Summary (SP13 - SP18)



Transfer Success Support: First Semester

The Right Start

- 4-Year Academic Plans:
http://resources.jjay.cuny.edu/cja/acad_plan.php
- Mandatory advisement
- Transfer seminars
- Transfer orientation and welcome events
- Transfer Advantage workshop series

Transfer Seminars: Enrollment

Transfer Seminars:

- Special sections of the 300-level Gen Ed required for bachelor's degree
- Smaller class sizes (25) and reserved for 1st semester transfer students
- Hand-picked faculty
- Transfer Peer Success Coach assigned to each cohort
- Coordinated advisor visits during registration
- Career specialist assigned to each cohort

Transfer Seminar Enrollment:

Term	Incoming Transfer Students	Incoming Transfer Students Enrolled in Transfer Seminar	CJA students enrolled in Transfer Seminar
FA16	1795	355 (20%)	264 (74%)
SP17	1142	370 (32%)	243 (66%)
FA17	1878	374 (20%)	281 (75%)
SP18	1163	374 (32%)	250 (67%)

Transfer Seminars: GPAs and Retention

- Higher Average GPAs of students enrolled in transfer seminars v. incoming transfers

Average First Semester GPA of Incoming Transfer Students			
	FA16	SP17	FA17
Enrolled in transfer seminar	2.92	2.82	2.94
All incoming transfers	2.74	2.59	2.73

- Higher % of re-enrollment for transfer seminar students v. incoming transfers


First Semester Retention of Incoming Transfer Students			
	FA16	SP17	FA17
Enrolled in transfer seminar	301 (84.3%)	311 (84.0%)	344 (92.0%)
All incoming transfers	1063 (76.31%)	875 (76.6%)	1589 (84.6%)

Transfer Success Support: Beyond the First Semester

Beyond the First Semester

- Re-enrollment support
- Opportunity planning
- Majors & Minors (spring)
- BA/MA program





Questions?

Kate Szur
kszur@jjay.cuny.edu

Natasha Graf
ngraf@jjay.cuny.edu

CJA Resources: <http://resources.jjay.cuny.edu/cja/>